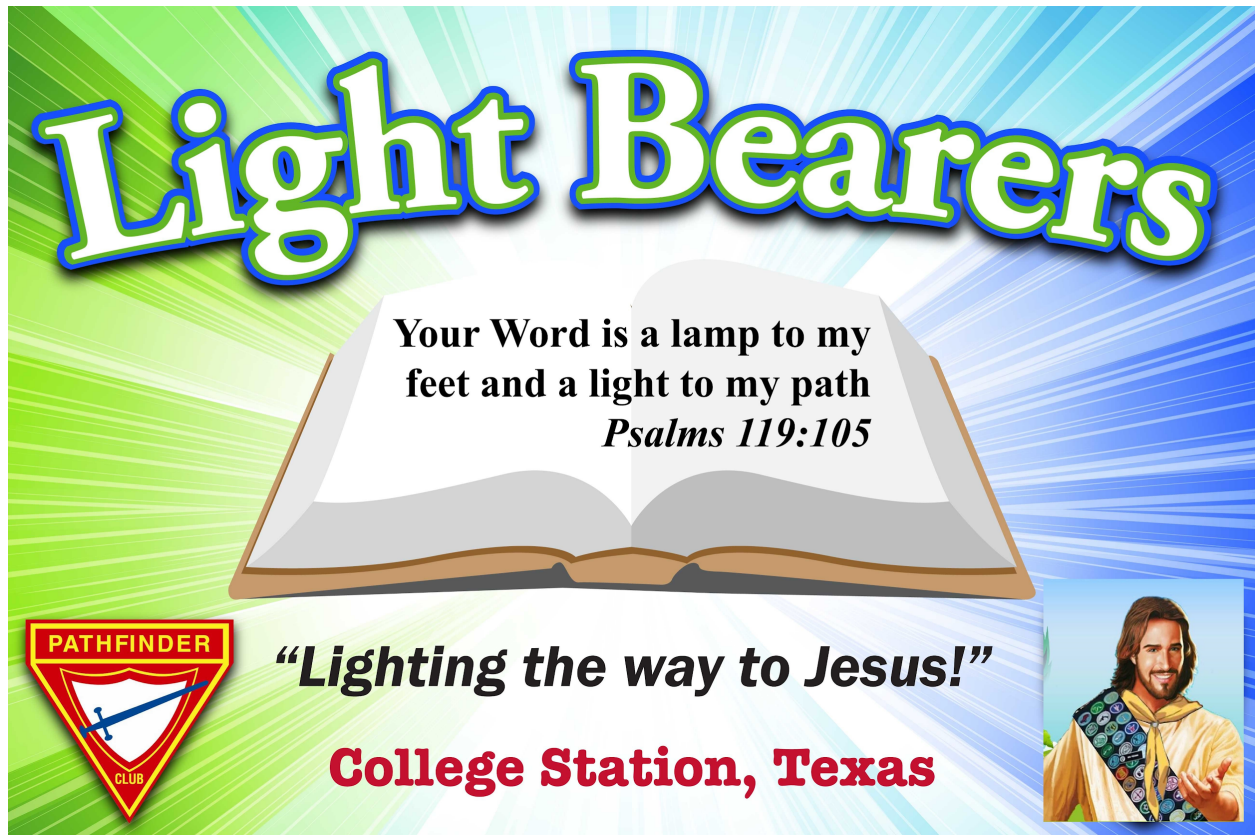


# LIGHT BEARERS

PATHFINDER CLUB



# HANDBOOK

Dear Parents and Pathfinders,

***WELCOME TO THE COLLEGE STATION LIGHTBEARERS PATHFINDER CLUB!***

Careful thought and prayer has gone into planning a year of fun activities that will enhance your family's spiritual life. Our goal is to provide a safe and loving environment where we all can have fun while learning about the awesome love of Christ. We're glad you've decided to join the adventure! The success of YOUR Club, and the fruition of these new plans, is going to depend on all of us working hard together. There is something for everyone to do -- parents, Pathfinders, staff, and concerned church members. Together, we can ensure this year brings to each Pathfinder the fullest joys that are to be had from Pathfinding! As Jesus' return draws ever nearer, it is our desire to make God's love and promises reign eternal in each Pathfinder's life.

Read this handbook carefully. It contains critical information you must know if you are to receive the very most from your Pathfinder experience. We look forward to having your Pathfinder(s) in ***YOUR*** Club. Pray for us as we lead the Club this year.

Faithfully yours in His service,

Your Pathfinder Club Staff

# TABLE OF CONTENTS

CLUB STAFF	4
PHILOSOPHY AND GOALS	5
WHY PATHFINDERS?	6
OBJECTIVES OF THE PATHFINDER CLUB	6
PATHFINDER SONG PATHFINDER AIM	7
PATHFINDER CLUB VISION	7
PATHFINDER EMBLEM	7
PATHFINDER PLEDGE	8
PATHFINDER LAW	8
CLUB ATTENDANCE	9
CLUB DISCIPLINE POLICY	10
CLUB ELECTRONICS POLICY	11
APPLICATION & MEDICAL INFORMATION	13
ADULT VOLUNTEERS	13
HEALTH AND DIET	13
PUBLIC HEALTH STATEMENT	14
GUEST POLICY	14
FINANCIAL INFORMATION	15
UNIFORMS	17
CLUB DRESS CODE	24
CLUB POINT SYSTEM	25
PATHFINDER INVESTITURE ACHIEVEMENT CLASS LEVELS	27
PATHFINDER BIBLE EXPERIENCE	28
PATHFINDER ANNUAL AWARDS	29
OUTDOORS ACTIVITIES & SUPPLY LISTS	30
HONORS	33
Visitor Waiver	36
RECEIPT AND ACKNOWLEDGMENT	37
REGISTRATION CHECKLIST	38

## CLUB STAFF

<b>Club Director</b>	Jolene Ramsey
<b>Associate Director</b>	<i>(Open)</i>
<b>Teen Leadership Training Director</b>	Jennifer Haye
<b>Club Treasurer</b>	Kelly Ramsey
<b>Chaplain</b>	Ted Oplinger
<b>Logistics Manager</b>	Ted Oplinger
<b>Drill Instructor</b>	<i>(Open)</i>
<b>Communications Secretary</b>	David Haye
<b>Counselor (Girl)</b>	<i>1st Counselor (Open)</i> <i>2nd Counselor (Open)</i>
<b>Counselor (Boy)</b>	Ted Oplinger Sheridon Haye
<b>Investiture Achievement Class Instructors</b>	Staff
<b>Honors Instructors</b>	David Haye Staff Church members Guests
<b>Pathfinder Bible Experience Coach</b>	Sheridon Haye Jennifer Haye
<b>Fundraising Coordinator</b>	<i>(Open)</i>

The open roles are currently unfilled. If God is calling you to service in this unique ministry to fill a position listed above, please contact the Club Director.

## GENERAL INFORMATION

The following sections comply with the General Conference's policy and procedure of the Pathfinder Staff Manual. It is a guide to the operation of the Light Bearers Pathfinder Club. All Club staff, parents, and members are expected to be familiar with these contents. Questions on any of the following may be directed to the Club director. We reserve the right to make policy adjustments as needed. Parents and Pathfinders will be informed as changes are made.

## PHILOSOPHY AND GOALS

Our conference leadership and Pathfinder Club staff adhere to the common belief that it is the conjoint responsibilities of homes, the church, and the school to enable opportunities where every child can *"increase in wisdom, and stature, and in favor with God and man."* (Luke 2:52). The commitment to allow children opportunities to develop mentally, physically, spiritually and socially as did Jesus Christ is a shared responsibility by parents, teachers, and church leadership. Accordingly, therefore, we uphold that:

1. Pathfinder activities are to involve parents, in whatever ways are practically possible, in a spiritual program with their children.
2. Pathfinder activities are to accentuate the development of physical, mental, and social skills as a means towards the development of a personal relationship with Jesus Christ by every Pathfinder member.
3. Every adult member of the church community can participate in contributing to the success of the Pathfinder Club, either directly or indirectly.
4. Since the success of a Pathfinder program in the church is not the sole responsibility of a few chosen Pathfinder leaders, the joint efforts of many people doing a little on behalf of Pathfinders is to be expected. It is the responsibility of the Pathfinder Club leadership to divide responsibilities so that the corporate efforts of many will reduce to a minimum unnecessary fatigue by a few.
5. Consistent dedication of time, talents, and stewardship resources is a wise investment in the future of church life. Unwavering service to children's ministries through the Pathfinder program is a time-tested means for preparing children for meaningful commitment to church service in their teen and adult lifestyles. We, the Light Bearers Pathfinder Club staff, in harmony with enabling actions of church leadership, seek without hesitation united support for, with, and to the Pathfinder program.

## WHY PATHFINDERS?

- The Seventh-day Adventist Church is committed to understanding young people and training its youth for leadership and service to humanity.
- The Pathfinder Club is a church-centered spiritual-recreational-activity program designed for young people 10 to 18 years of age.
- The Pathfinder Club is filled with action, adventure, challenge, group activities, and provides opportunities for the development of new attitudes and skills that produce personal growth, team or community spirit, and a sense of loyalty and respect for God, His Creation, and His church.
- While the Pathfinder Club exists primarily for youth, one of its basic purposes is to also bring together parents and church members through active involvement with the Club and its members. Here the so-called generation gap disappears as young and old worship, work, and play together in a bond of common experience. Meaningful relationships are forged as leaders and counselors join with Pathfinders in sharing, building confidence, and working together.
- The whole philosophy of Pathfinding is built on the premise that "children learn best by example, rather than precept." As they see leaders and parents model spiritual and social values, they too will aspire to develop high moral principles, loving and caring attitudes, and determination to excel in all their various pursuits.

## OBJECTIVES OF THE PATHFINDER CLUB

Our goals are to ...

- Make the number one priority of our Club program the personal salvation of every Pathfinder.
- Help the young people to understand that God and His church *love* them, *care* for them, and *appreciate* them.
- Encourage Pathfinders to discover their own God-given potential.
- Inspire young people to give personal expression of their love for God.
- Build into a Pathfinder's life a healthy appreciation and love for God's creation by enjoying outdoor activity.
- Teach Pathfinders specific skills and hobbies that will make their lives more meaningful and will occupy their time with profitable accomplishments.
- Give opportunity for the development of leadership by encouraging Club members to work together and share in leadership responsibility.
- Seek to foster the harmonious development of the physical, social, intellectual, and spiritual life of the Pathfinder.

## PATHFINDER SONG

*Oh we are the Pathfinders strong,  
The servants of God are we  
Faithful as we march along,  
In kindness, truth, and purity  
A message to tell to the world,  
A truth that will set us free,  
King Jesus, the Saviour's coming back  
For you and me.*

## PATHFINDER CLUB VISION

*By Exploring God's World  
Building Christian Faith  
Serving Others and  
Preparing for Christ's Soon Return*

## PATHFINDER EMBLEM

The **red** color on the emblem represents the blood of Jesus Christ and how Pathfinders believe that He gave His life as salvation from sin.

The **white** color represents purity, and how the objective of Pathfinders is to have the purity and righteousness of Jesus Christ in their lives.

The **blue** color represents loyalty and how one of the objectives of the Club is to be loyal to God, their parents, and their church.

The **gold** color represents excellence and how it is a standard of measurement. The Pathfinder Club has high standards to help build a strong character for the kingdom of heaven.

The **3 sides** of the emblem represent completeness. Completeness of the Godhead: God the Father, God the Son, and God the Holy Spirit. It also represents the tripod of education: Mental (as done through Honors and Crafts), Physical (as done through work bees and campouts), and Spiritual (as done in witnessing and missionary activities).

The **shield** represents protection. In the Bible, God is often called the shield of His people.

The **sword** represents the Bible. They are in spiritual warfare against sin; their weapon is the Bible. (Ephesians 6)

The Pathfinder Pledge & Law is an important part of Pathfinders. Thousands of Pathfinders each year learn and choose to abide by the requirements of the Pathfinder Pledge and Law for the sole purpose of growing closer to their fellow men and women, and to their Creator.

## PATHFINDER AIM

*The Advent Message to All the World in  
My Generation*

## PATHFINDER MOTTO

*"The love of Christ constraineth me"*



## PATHFINDER PLEDGE

*By the grace of God,*

Only as we rely on God to help us can we do His will.

*I will be pure, and kind, and true*

I will fill my mind with everything that is right and true and spend my time in activities that will build a strong, clean character. I will be considerate and kind, not only to my fellow man, but also to all of God's creation. I will be honest and upright in study, work and play and can always be counted upon to do my very best.

*I will keep the Pathfinder Law*

I will seek to understand the meaning of the Law and will strive to live up to its spirit, realizing that obedience to law is essential in any organization.

*I will be a servant of God*

I will pledge myself to serve God first, last, and best in everything I am called upon to be or do.

*and a friend to man.*

I will live to bless others and do unto them as I would have them do unto me.

## PATHFINDER LAW

*Keep the morning watch*

I will have prayer and personal Bible study each day.

*Do my honest part*

By the power of God I will help others, and do my duty and my honest share, wherever I may be.

*Care for my body*

I will be temperate in all things and strive to reach a higher standard of physical fitness.

*Keep a level eye*

I will not lie, cheat or deceive, and will despise dirty talk or evil thinking.

*Be courteous and obedient*

I will be kind and thoughtful of others, reflecting the love of Jesus in all my association with others.

*Walk softly in the sanctuary*

In any devotional exercise I will be quiet, careful, and reverent.

*Keep a song in my heart*

I will be cheerful and happy and let the influence of my life be as sunshine to others.

*Go on God's errands*

I will always be ready to share my faith and go about doing good as Jesus did.



## CLUB ATTENDANCE

We have a short time to accomplish our goals for the year so we ask that Pathfinders be prompt to meetings and other functions. We also ask that Pathfinders be picked up promptly.

Regular attendance is necessary for successful completion of the Pathfinder year. We request that each Pathfinder plan to be present at all scheduled meetings and events. It is difficult for staff and instructors to succeed in ensuring completion of honor classes, outreach activities, and special events when members of the class are missing. Pathfinders that are absent may not be able to complete projects, honors, or Class Level requirements. They miss information and important announcements and it is also unfair for the Pathfinder to have to catch up with the rest of the Club.

With this in mind, at each Pathfinder meeting and events, an attendance roll will be taken. Each Pathfinder must maintain an average of 70% attendance at regular meetings to be eligible to participate in Pathfinder events (like camping). Absences are only excused when notice is given to the Club director *before* the event or in emergency cases. Excused absences are given for sickness, death in the family, or other true emergencies. After 3 consecutive unexcused absences, a meeting/call will be scheduled with the Pathfinder and parents. More information is given in the discipline and points sections.

## CLUB DISCIPLINE POLICY

The strength and success of OUR Pathfinder Club will depend on a firm foundation. Our foundation will be built on two rules:

- **Respect for God, each other, and ourselves.** (Deuteronomy 6:5, Mark 12:29-31)
- **Respect for property.** (Matthew 7:12, Acts 2:44, Acts 4:32)

That's it. Two rules. That's all we need. If we all abide by these two rules, we will have the best Club in the state of Texas! The Light Bearers Pathfinder Club discipline guidelines below will explain in more detail the two Club rules and the expectations we have of each Pathfinder.

### **Respect for God:**

Our main purpose for being Pathfinders is to learn more about our Creator and grow closer to Him. The following guidelines reflect that purpose.

- Reverence and quiet during devotional time. (Leviticus 26:2, Psalm 89:7, Titus 2:6-8)
- Use clean language (Exodus 20:7)
- Participation in and completion of all required class work. (1 Corinthians 10:31, Colossians 3:23)

### **Respect for each other and ourselves:**

Another purpose for being a Pathfinder is to have fun with our friends, while growing spiritually, mentally, physically, and socially. These are examples that illustrate what we mean.

- Quiet and respectful when someone else is talking, including staff. (Romans 13:5; Exodus 20:12)
- Listen to and follow directions from staff. (Proverbs 16:20)
- Keep our hands to ourselves: no hitting, poking, tickling, *etc.* (Romans 13:9-10, Galatians 5:13, John 13:34)
- Do not leave the group without permission from your Counselor and without a "Buddy". (Ecclesiastes 4:9-10)
- Treat all others with respect and dignity, expecting the same in return. (Romans 13:9-10, Galatians 5:13)
- Use appropriate language, especially when speaking to or about one another (Ephesians 4:29, 1 Peter 3:8-11, Proverbs 12:18)
- Handle conflict appropriately: report to staff any issues that cannot be resolved one on one with the individual in a mature and respectful way. (Matthew 18:15-17)
- Attendance: 70% of meetings/activities must be attended to qualify for camporees.
- Participation in Special Events: have at least 70% of total points possible and no more than two warning notes to participate in Special Events, *i.e.* Camporees, field trips, *etc.*
- Participate in honors: earn at least 2 honors during the Pathfinder year. (1 Corinthians 10:31)
- Participate in Camporee activities: every Pathfinder should participate in at least one event at Camporee.
- Complete all class work: this is where we grow the most mentally and spiritually. (2 Thessalonians 3:6-9)

- Each Pathfinder and Staff Member will do his/her fair share and be a **“PART OF THE TEAM”** (1 Corinthians 10:31, Colossians 3:23)
- Electronic device use during Club activities only when permitted (see electronics policy)

**Respect for property:** (Philippians 2:4)

- No taking of anyone else’s property.
- No purposeful damage to anyone’s property.
- Proper handling and care of camping equipment and all other supplies purchased with God’s money.

Sometimes, it is easy to forget the rules. If that happens, we will do the following. More than one step may be required in a single incident for severe infractions (*e.g.* safety hazard).

- First: verbal reminder/warning after correction
- Second: verbal warning and parents notified after meeting
- Third: removal from group activity and behavior discussed with parents
- Fourth: conference with parents, staff, and Pastor
- Fifth: suspension from Club

It is our intent to lead by example, using Christ as our model to guide Pathfinders toward the right choices. We take this responsibility very seriously and will be praying for God’s guidance. (Proverbs 13:1, 18, 24; Proverbs 22:6)

## CLUB ELECTRONICS POLICY

*Electronics are an integral part of 21st century life. To ensure a positive and safe environment for all involved, the Light Bearers Pathfinder Club has adopted this policy.*

### Club Meetings

Electronic devices are permitted only under strict supervision at in-person Club events. All electronic devices brought to in-person Club meetings must be willingly surrendered immediately upon request. *Use of earbuds/headphones is expressly prohibited except under one-time exceptions granted by staff for specific activities.* Do not expect your Pathfinder to answer their phone during meetings; call a staff member. However, realize that the staff are busy supervising Pathfinders. Phones may be used for contacting parents or other personal activities *after Club dismissal*. Parents can talk to staff outside club time. **Thank you for your cooperation in this matter.**

### Club Events (including campouts)

One of the goals of the Pathfinder leadership is to help our young people develop strong relationships with God, their peers, and those around them. The use of electronic devices during programming (phones, iPods, gaming devices, headphones, *etc.*) creates a major distraction, as well as a risk. Each family has its own rules regarding what is and isn't allowed with electronics; one family may approve of a video that another family does not. Pathfinder staff cannot provide appropriate supervision regarding what is being viewed and shared with others on small electronic screens. Using devices, even without headphones, during Club time results in missing important instructions and distracting those around them. We aim to prevent situations where we have to ask Pathfinders to put down or surrender their electronic device.

***For these reasons, Pathfinders are asked to refrain from bringing and using electronic devices at in-person Pathfinder events. We offer young people the opportunity to unplug from media, and plug into the world right around them. As a matter of policy, we will OFTEN collect all electronic devices and hold them until our event is complete.***

- **Communication:** If you need to reach your child, or your child needs to reach you, do so through the Club staff, who will have their phones with them at all events. *Please talk to your child and staff before or after an event to minimize disrupting Club activities.*
- **Pictures:** Staff often take pictures and are happy to share these with parents. During some honors and outings, Pathfinders will be allowed to take pictures with staff phones, or their own.
- **Reading:** To minimize the temptation to use the phone for other purposes, Pathfinders are asked to use paper Bibles and should bring their Pathfinder Bible to each in-person meeting. In the event a Pathfinder forgets their Bible, other Bibles will be provided when available.
- **Overnight event:** We will reserve the right to collect all electronic devices on overnight trips. Use of electronic devices during travel to and from the location is usually allowed, even encouraged. Charging infrastructure, however, is never a guarantee on any trip.

**Violation of Policy:** Pathfinders who violate this policy by refusing to surrender a device to staff when asked will need to be picked up by a parent immediately.

*\*\*\*\*\* We will provide storage of surrendered electronics as a courtesy. However, the College Station Seventh-day Adventist Church and the Pathfinder Club will not be responsible for damaged, stolen, or lost electronic devices that are brought to any Club events. \*\*\*\*\**

## APPLICATION & MEDICAL INFORMATION

All Pathfinders must have an application on hand, updated annually, and current medical information. **No Pathfinder will be taken on any campout or outing without their medical form and associated permission slips being completed and turned in.** This is a requirement of the North American Division of Seventh-day Adventists and we must comply with it. Because medical information must be kept current, less than six months old, we will ask for a fresh medical form part-way through the Pathfinder year.

### ADULT VOLUNTEERS

Additionally, all adult volunteers with the Pathfinder Club (including parents) that will be given supervision responsibilities must be pre-screened through Verified Volunteer at <https://www.nadadventist.org/asv>. The volunteer screening includes training in a child protection (abuse) training module and a background check. Only after clearing the background check through the Texas Conference of Seventh-day Adventists will we accept a new adult volunteer. These checks must be renewed at least every three years. Unscreened adult guests or parents are never left alone with the Pathfinders. Thank you for your understanding and for complying with this safety policy. For adults participating in overnight trips, we request a current medical form in case of emergency. For Pathfinder events that are off church property, all drivers cleared by the conference background check must submit a copy of their driver's license, a safe driver pledge, and a copy of current auto insurance policy.

### HEALTH AND DIET

“Numerous scientific studies have shown that a vegetarian diet, particularly one emphasizing whole foods such as fruit, vegetables, nuts, and grains, is the best for the human body. As Seventh-day Adventists, we believe that our bodies are the temple of the Holy Spirit (see 1 Corinthians 6:19), and that we are to take care of it in the best way possible by living a healthy lifestyle — including getting proper exercise and enough rest, drinking plenty of water, enjoying the fresh air and sunshine, staying away from harmful substances such as alcohol, tobacco, and caffeine, getting proper nutrition, and trusting in divine power. We base all of our beliefs on the Bible, and while we encourage a vegetarian diet, the Bible does make some allowances for eating certain types of meat (Leviticus 11; Deuteronomy 14). However, God's preferred diet for us is a plant-based diet as expressed in the Bible as our original diet (Genesis 1:29; Genesis 3:18).” --- Ted N.C. Wilson, General Conference President

Every family and individual will make their own personal choices regarding health and diet. The Light Bearers Pathfinder Club will plan for and provide only vegetarian foods, with an emphasis on the plant-based diet. In agreement with conference policies, no meat will be served at conference-sponsored events, such as Camporees.

## PUBLIC HEALTH STATEMENT

Next to spiritual well-being, safety is our top priority. The staff of the College Station Light Bearers Pathfinder ministry are committed to keeping your child(ren) safe. We will continue to monitor, adjust, and follow all guidelines as set forth by the Centers for Disease Control, local government, and the SDA conference/our local church board.

- **Attendance** - Please do not attend a Pathfinder function if:
  - You are diagnosed with COVID-19, you have known COVID-19 symptoms, you are sick with another illness, you are running a fever, or if you are not feeling well.
  - You are exposed to someone with COVID-19 or someone who is being tested for COVID-19.
  - You are exposed to someone who has the flu, is sick, or is running a fever.
- **Self Monitoring** - Be alert for symptoms and self monitor prior to attending Pathfinder events. If you have any of the following symptoms, please do not attend in-person events.
  - Fever or chills
  - Cough
  - Shortness of breath or difficulty breathing
  - Fatigue
  - Muscle or body aches
  - Headache
  - New loss of taste or smell
  - Sore throat
  - Congestion or runny nose
  - Nausea or vomiting
  - Diarrhea
- **Hand washing** is one of the most important things we can do to protect against spreading infection. We will encourage frequent, thorough hand washing, providing hand sanitizer as a supplement and when running water is not readily available.

The following mitigation strategies may be adopted in specific in-person situations (*e.g.* crowded events or indoor events), as dictated by the guidance mentioned above. Should such measures be required, Pathfinder families will be notified, in advance if at all possible.

- **A Face covering** worn to cover nose and mouth.

## GUEST POLICY

Friends of Pathfinders ages 10 and above are welcome to visit *up to three consecutive* Pathfinder functions before officially joining the Club. Subsequent attendance requires full membership including fees and uniform. For liability reasons, dated written permission from a parent/guardian waiving legal responsibility must be brought to each visit. A visitor waiver is included near the back of this handbook in the forms section and must include emergency contact

information. For safety reasons, we cannot take guests on field trips or overnight trips. Improper conduct during the visit will require that the parent/guardian immediately pick up their child.

## FINANCIAL INFORMATION

The Pathfinder program hosts an amazing array of educational, spiritual, and fun local events, hobbies/crafts, trips, and campouts for *every* Club member. The activities of the Pathfinder Club are financially supported by our local church. At the College Station Seventh-day Adventist church, youth are highly valued as members that deserve intentional discipleship, life skills training, and leadership preparation. As such, the majority of our operating budget comes from a Church Combined Budget Allocation. This is extremely uncommon and we are a blessed Club for it.

God put you here for your children and family to be blessed by the ministry. It has the greatest lifelong spiritual impact on those who participate fully and truly live the Pathfinder Pledge and Law. Individuals may also contribute directly to the Pathfinder budget or sub-categories, such as the Pathfinder Bible Experience and International Camporee. The Club will host fundraisers to raise money for specific trips or community service projects.

Annual fees are charged to partially cover conference/area insurance and Club registration fees. In 2017 – 2021 we charged \$25 per year, which did not even cover our basic entry costs for a new Pathfinder. In 2022-2023, we have set the **annual dues at \$50**, with reductions for additional children registered.

### New Pathfinders (total cost estimate excluding shipping = \$76)

- Field Uniform T-shirt ~\$22
- Pathfinder Bible ~\$15
- Knot Guide ~\$5
- Set of uniform patches (Club patch, PF Triangle, World Patch, Conference patch), belt + buckle, sash, scarf, and slide: ~\$34
  - o We pay for these same uniform items for new staff who are volunteering their time to mentor your children

### New & Returning Pathfinders – what’s included?

- Fees to Area and Conference Offices - \$15 per person in club
- Outings including campouts – includes entrance, food, ice, *etc.*
- Honor supplies, snacks, birthday celebrations
- Camping supplies: inventory, storage, & maintenance
- Points Store – rewards the Pathfinders can earn for living by the Pathfinder Law
- Investiture Achievement – age-matched spiritual curriculum
  - o We pay for the patches and pins that your children earn throughout the year and receive at Investiture

## Volunteers

- **Time: Loving adults serving with the goal of drawing all the Pathfinders into a close relationship with Christ – this is priceless. Please respect our club volunteers for their faithful efforts expended for your children.**
- Volunteer drivers pay for their gas + wear and tear on their vehicle
  - o We pay for small tokens of appreciation for the volunteers

## REGISTRATION

Each Pathfinder is responsible for paying an annual registration fee which is due at the beginning of the year during registration. Currently the cost for registration is \$50 (subject to change). Additionally, for new members we will also provide **one** set of uniform patches, sash, scarf /slide, and the Pathfinder belt. Replacements are the responsibility of each Pathfinder family.

	Amount	Frequency
Registration Fee	\$50	Annual
Field Trips	Variable	Varies & will be announced

Parent's/guardian's with more than one Pathfinder in the Club will receive a 20% discount on the second Pathfinder and 40% off for any additional Pathfinders registered. This applies to the registration fee only.

*Note: our primary goal is to provide our youth programming that brings them closer to Christ. The local church supports us in this mission. **If finances are a burden that will prevent your child from participating in Pathfinders, please speak with the church Pastor or the Club director. Remember, the Lord provides! He often provides anonymous sponsors.***

## UNIFORMS

Uniform supplies are available through AdventSource online at [www.adventsource.org](http://www.adventsource.org) or at 1-800-328-0525. Parents are responsible for purchasing the Class "A" dress uniform shirt, pants/skirt, black socks and shoes for each Pathfinder, as well as replacements for lost or outgrown items. The cost of laundering or any alterations is the responsibility of the Pathfinder. We encourage you to trade in or donate back to the club uniform items that no longer fit your Pathfinder when outgrown if something in our local inventory will fit. See Uniform section of the handbook for more information.



## UNIFORMS

Uniforms are an important part of Pathfinding. The Pathfinder uniform is an integral part of every event. The Pathfinder uniform is owned, cared for, and updated by the Pathfinder and their family. The Light Bearers Pathfinder Club will provide certain items listed below, and the remainder of the uniform is acquired and maintained by the Pathfinder family.

It is important that Pathfinders take pride in the uniform that they wear and for the badges displayed upon it. Each badge on the Pathfinder's uniform represents the completion of a set of challenging requirements. Whether you see one badge or a full badge sash over the Pathfinder's shoulder, you are looking at a young person deserving of your respect for their accomplishments. We will request that the appropriate uniform be worn to all Light Bearers Pathfinder Club meetings and activities unless otherwise noted. There are two types of uniforms recognized by the Light Bearers Pathfinders: Class A and Class B.

**Class "C"** tee shirt or field uniform. This is the default uniform worn at most Club meetings and activities. It features the Club's identity with a specialized logo. The field uniform should be clean and neat at all times. The Class "C" uniform also consists of appropriate shorts or jeans, and sneakers with socks. Please do not wear flip flops, slides, or open toed shoes to meetings or events, unless specifically told it is appropriate for that event (refer to the Dress Code).

**Class "A"** uniforms are the Pathfinder's dress uniform. This uniform is worn multiple times each year for major and formal activities such as Inspection, Induction, Pathfinder Sabbath, Pathfinder Camporee, Investiture, Bible Experience, and occasionally other functions when deemed necessary. We request that this uniform be treated with respect. Please keep it clean, pressed, and together with all the accessories provided so it will be ready to be worn when needed. Also, out of respect for the uniform, no jewelry should be worn when wearing the Class "A" uniform. Nails should be neat and clean. If polish is present, it should be maintained and not of a distracting nature.

### **Class "A" Uniform pieces provided by the Club once\***

\_\_\_\_ Required patches (Pathfinder Triangle, Pathfinder World, Club Crest, TX Conference patch, any honors earned)

\_\_\_\_ Black sash (first sash only)

\_\_\_\_ Black web belt and buckle

\_\_\_\_ Scarf (First scarf only)

\_\_\_\_ Slide (First slide only)

\*replacements for lost items will be sold to the family *at cost* if available in our stock

### **Class “A” Uniform pieces provided by the Pathfinder family\*\*:**

#### Boys

- Khaki uniform shirt and black pants (from specified vendors, see attached sheet)
- Black shoes that can be polished
- Black ankle length socks

#### Girls

- Khaki uniform shirt and black pants **AND** skirt (from specified vendors, see below)
- Black dress shoes that can be polished with heel 1 inch or less
- Natural color hose to wear with skirt
- Black ankle length socks to wear with pants

### **\*\* Uniform recycling**

Former Pathfinder families often donate their outgrown uniforms back to the Club. The sizes and inventory varies considerably at any given time. We allow and encourage current Pathfinders to trade in their outgrown uniform pieces with the Club inventory to both save on cost and help other families save money where possible.

#### Parent and Pathfinder responsibilities:

- Take care of uniform pieces according to care instructions provided.
- Uniform patches will be attached to the shirt and sash according to specific instructions provided and will be maintained regularly.
- Patches may be attached to shirts by sewing or use of Badge Magic (instructions below).
- Pathfinders will be provided with one set of patches, one scarf, one slide, one scarf, and one Pathfinder belt. Any items lost will be replaced at the family’s expense.


#### Uniform Care Instructions:

- Wash pants/skirt, socks/hose, and shirt according to care instructions on the garment or have dry cleaned.
- Never crease patches on shirts with an iron or allow cleaners to do so.
- Clean belt and buckle with damp cloth but never wash.

## UNIFORM ORDERING INFORMATION

Khaki shirt and black pants can be ordered from Advent Source, the North American Division of SDA official site for Pathfinder gear. [www.adventsource.org](http://www.adventsource.org) 402.486.8800 or 800.328.0525

Note: Pants may be purchased at other vendors such as JC Penney, Walmart, *etc.* IF pants are the same style as shown in the pictures. Straight from Dockers are acceptable as well.



**Pathfinder Boys' Pants**  
Style: Apparel  
PRICE: \$21.95 - 23.95  
Type: Size 8-Waist 26 (#008876) \$21.95  
Quantity: 1  
ADD TO CART +

Related Items:  
Pathfinder Husky Boys' Pants  
Pathfinder Honor Sash  
Pathfinder Belt



**Pathfinder Girls' Skirt**  
Style: Apparel  
PRICE: \$21.95  
Type: Size 8-Waist 21 (#008881) \$21.95  
Quantity: 1  
ADD TO CART +

Related Items:  
Pathfinder Belt



**Pathfinder Boys' Short Sleeve Shirt**  
Style: Apparel  
PRICE: \$19.95 - 21.95  
Type: S 8-Chest 32 (#003522) \$19.95  
Quantity: 1  
ADD TO CART +

Related Items:  
Pathfinder Honor Sash  
Pathfinder Triangle Patch  
Pathfinder World Patch



**Pathfinder Girls' Blouse (Short Sleeve)**  
Style: Apparel  
PRICE: \$19.95  
Type: S 7/8-Bust 29 (#003503) \$19.95  
Quantity: 1  
ADD TO CART +

Related Items:  
Pathfinder Honor Sash  
Pathfinder Women's Tuxedo Tie  
Pathfinder Triangle Patch  
Pathfinder World Patch

## UNIFORM SPECIFICATIONS

Each Pathfinder is responsible for affixing the correct patches to their uniform shirt. As a Pathfinder grows, the patches should be transferred to a new shirt. Patches can be sewn on, or affixed by **Badge Magic®**, see below for purchasing information and instructions. Whatever the attachment method, there should be no unattached patch corners. Sloppy or partial patch attachment will not pass uniform inspection.

### Left sleeve

The **Conference Patch** is optional and is of standard size (4" wide, 2 1/2" high) worn on left sleeve, 1/4" below shoulder seam and above the Pathfinder world. *[See Example 1]*

The **Pathfinder World Patch** is worn 1/2" below conference patch. *[See Example 1]* If no **Conference Patch** is used, then the **Pathfinder World Patch** is worn 2" below the shoulder seam and centered on the sleeve. *[See Example 2]*

The **IA Level Chevrons** are worn starting 1/2" below the Pathfinder world. As levels are earned, prior levels are moved down, so the highest level is on top. No space should be left between chevrons. *[See Example 1]* Even if a level is skipped, no space should be left between chevrons. *[See Example 3]*

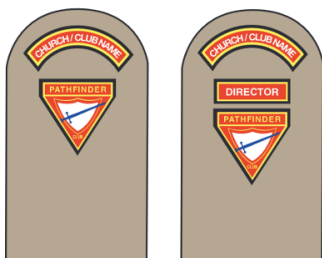
If class chevrons missing, leave no gaps



**Example 3**



**Example 1**



### Right sleeve

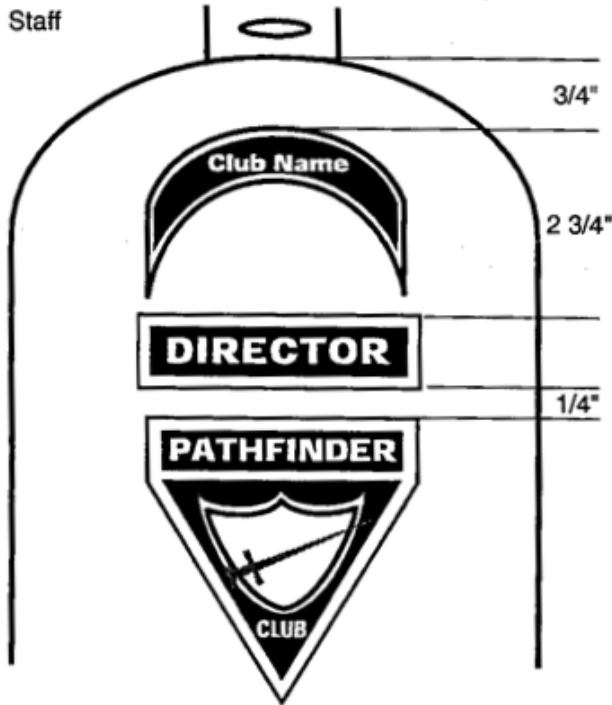
The **Club Name Crest** is to be centered 3/4" below the shoulder seam. The crest size is to be 4" wide from point to point.

The **Staff Sleeve Strip** is to be centered under the name crest and worn on the right sleeve 1/4 inch below lowest point on the **Club Name Crest**.

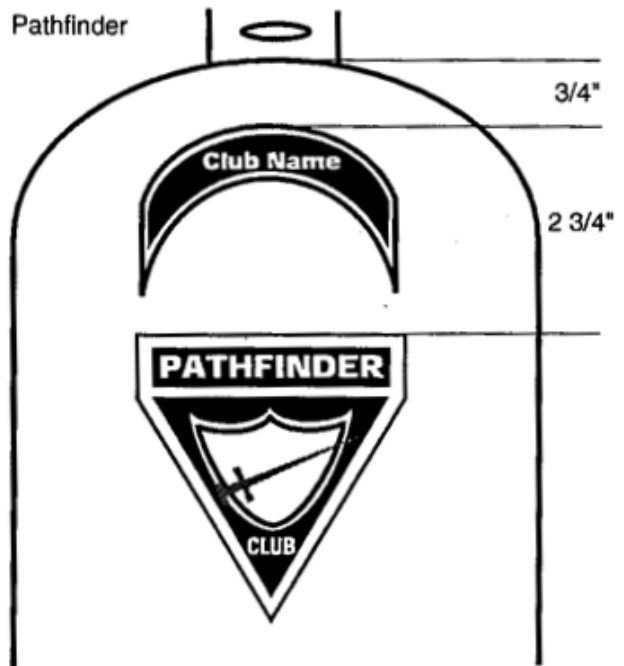
The **Pathfinder Triangle** is to be centered under the name crest. Worn by Pathfinders 1/4" below the lowest points on the **Club Name Crest** and by Pathfinder staff, 1/4" below the sleeve strip.

**Right Sleeve**

Staff



Pathfinder

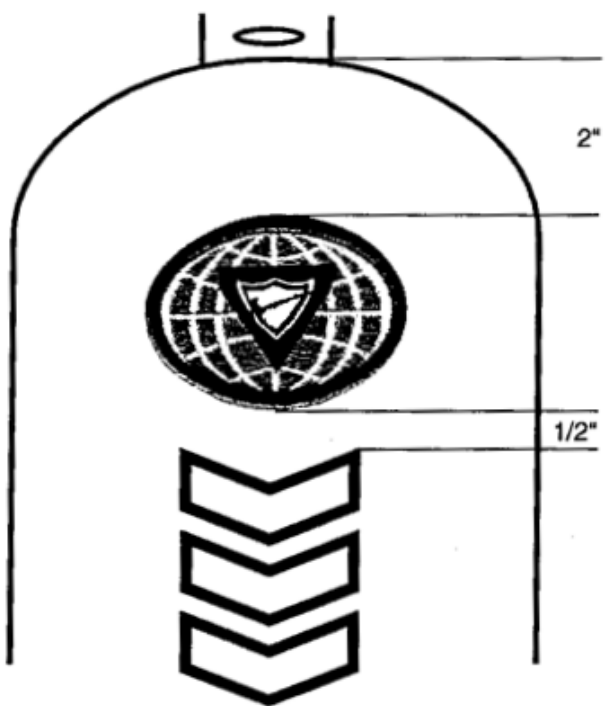


**Left Sleeve**

With Conference Patch



Without Conference Patch



Patch spacing may need to be adjusted depending on the size of the Conference patch and the chevrons and/or Master Guide Star.

As a Pathfinder earns completed patches and pins in the Pathfinder program, they should be attached to the shirt in this arrangement.

**Left chest pocket**

*Descriptions are from the wearers viewpoint. Illustrations are from the inspectors viewpoint.*


The highest earned **IA Level** or **Master Guide Name Strip** is centered above the pocket.

All earned **IA Level Pins** are worn centered across the top of the pocket flap. The highest class pin is to the wearer's left. If a level is skipped, fill in the space with the next higher pin. Do not leave gaps for unearned levels.

If earned, the **Master Guide Pin** is worn above the Investiture Achievement Level Pins, and in the center of the pocket flap.

The **IA Advanced Level Ribbon Bars** are worn above the class level name strip and center over the button. Bars are arranged as shown. Even if a level is skipped, no space should be left for unearned bars. Historically, ribbon holders were available to hold ribbons three wide rather than the current two wide. Continued use of those holders are permitted.

**Unit Leadership Plates** denoting the captain or scribe are placed on the center of the pocket.



**Pocket flap locations**

There are four designated locations for other pins on the pocket flap. Two on the left side of the button and two on the right side of the button. They are identified as locations A, B, C, & D. Only one pin should be worn in each position at a given time. Normally the "highest" level pin (typically the most recently earned) is worn.

Position A: **Baptismal Pin**

Position B: **Pathfinder Bible Experience Pin** or **PLA Pin**

Position C: **TLT Pin, Master TLT Pin** or **PIA Pin.**

Position D: **TLT Level Pin** or the **Staff Service Star.**



## Badge Magic®

Purchase sets specific for Pathfinder uniforms at Advent Source:

<https://www.adventsource.org/store/adventurer-club/class-a-uniforms/girls/badge-magic-kits-37163>

**CAUTION:** Please do not let young children attempt this process without adult supervision. Badge Magic is non-toxic, but very sticky. Keep Badge Magic out of the eyes, ears, nose, mouth, and hair! In most cases unwanted adhesive can be removed with the fingers. In stubborn cases an adhesive remover like Goo Gone® or a solvent like WD-40® can be used to remove the adhesive from fingers and scissors.

*PLEASE NOTE: DO NOT IRON Badge Magic. Ironing can melt the adhesive and push it into or through the fabric. This can result in patches coming loose and can create staining. Improper application or removal of Badge Magic can leave a residue on fabric which may be difficult to remove later. Please read the following instructions carefully before applying Badge Magic as these problems can be avoided. Badge Magic cannot permanently damage your shirt and/or pants, but it can require a lot of effort to remove it if these instructions are not followed.*

**PREPARATION:** Wash and dry new clothing items before applying badges. Iron the garment to prepare a smooth surface for badge application. On the Badge Magic adhesive sheet, find the badge outlines that match the badges you wish to attach.

### **APPLICATION – Pre-Cut Shapes:**

1. **PEEL** the paper cover from the selected badge outline area to reveal the sticky adhesive surface. Hint: Bending the adhesive sheet at the edge of the badge outline will help to expose an edge of the paper cover.
2. Put the back of the badge onto the adhesive. **PRESS** down on the badge firmly, especially around the edges, to make sure that the adhesive sticks evenly to the back of the badge.
3. **PEEL** the badge from the sheet. The adhesive is now on the back of the patch! Handle it by the edges. Any excess adhesive that is outside the edge should be tucked under the back of the badge.
4. Place the badge gently onto the desired surface. Move it around if necessary. When the badge is in the right place, **PRESS** it down firmly, especially the edges.
5. Turn the garment inside out and **RUB** firmly from the back, again applying extra pressure to the edges of the badge. Pushing with a smooth solid object like the bowl of a spoon will help to create a stronger bond.
6. For best results, button the shirt and turn it inside out. Then **HEAT** it in the clothes dryer on medium heat for 10 minutes, remove it, and press down around the edges of the badges as hard as you can with your fingers.

That's It! Your new garment is ready to wear. If a badge ever does start to peel up, it can be reattached by cutting a little adhesive from an unused part of the adhesive sheet, peeling off the paper backing, and tucking it into the loose area of the badge. Then press the badge firmly back into place. In stubborn areas, throw in a stitch to hold it in place.

**CREATING YOUR OWN SHAPES:** Using the Badge Magic Cut-To-Fit kits or the blank areas on our other kits, almost any shaped badge can be attached using Badge Magic. Put the badge on the top of the adhesive sheet and trace around it with a pen or pencil. Then cut out the badge shape with scissors. Remove the printed side of the paper and press the adhesive to the back of the badge. Peel off the remaining paper, tuck excess adhesive outside the badge to the back of the badge, and press the badge onto the uniform, following steps 4-6 above.

WASHING INSTRUCTIONS: IMPORTANT! Wash and dry the garment separately from other clothes the first time it is washed. Follow the laundry instructions on the care label of the garment. To protect badges, button up shirts and turn them inside out before washing or drying. Tumble dry on a warm, not hot, setting. Do not iron over the top of the badges with a hot iron. Iron around the badges whenever possible.

DO NOT DRY CLEAN the garment unless you want to remove all the badges at once.

BADGE REMOVAL: Need to remove a badge? Squirt an adhesive remover like Goo Gone® or Goof Off® (not Goof Off 2) on the fabric behind the badge. After 3-4 minutes, slowly peel off the badge. Any residue can be removed by applying more solvent behind the badge area and soaking it up with a paper towel. Repeat as often as necessary to remove the residue. Let the solvent evaporate, wash and dry if needed, and apply a new badge. To remove all the badges at once, have the uniform dry-cleaned using the traditional “Perc” solvent method. The adhesive will be completely dissolved. Badges and uniforms can then be reused.

See the FAQ section of Badge Magic’s website at [http://www.badgemagic.com/faqs\\_front\\_end/index.cfm?cat\\_id=6&nav=1](http://www.badgemagic.com/faqs_front_end/index.cfm?cat_id=6&nav=1) and the badge removal videos at [www.BadgeMagic.com](http://www.BadgeMagic.com) for additional details. If you have questions about the application or removal of Badge Magic, please email [info@BadgeMagic.com](mailto:info@BadgeMagic.com).

## CLUB DRESS CODE

1 Timothy 2:9, 10, 1 Timothy 4:12, 1 Peter 3:3-4

Pathfinders should dress appropriately for all Pathfinder functions. Pathfinders will be notified in advance if they should wear something other than Class B (the club T-shirt). At some events, like campouts, the uniform will not be required at all times.

Whether wearing a uniform or not, we expect all Pathfinders to exhibit modesty in dress. Please *avoid* bare midriffs, Spaghetti straps, strapless or low-cut shirts, high-cut shorts, low-riders, and jewelry (due to safety issues - jewelry would be a safety/injury hazard in Club activities). The fingertip test will be used to determine if length of shorts and skirts is appropriate. If, when standing with arms by your side, shorts either reach the ends of your fingertips or mid thigh, then they are appropriate.

The determination of the appropriateness of any article of clothing or outfit is up to the discretion of staff. Violations of the dress code will be dealt with according to the Club discipline policy. **However**, if a Pathfinder arrives at an event with inappropriate clothing, the staff will immediately notify the parents to request that appropriate dress be provided. Alternatively, scrubs (or available clothing) and shoes may be offered to allow the Pathfinder to participate in that day’s activities. Depending on the situation, Pathfinders may be asked to sit out from activities due to inappropriate clothing.



## CLUB POINT SYSTEM

The Light Bearers Pathfinder Club operates on a point system to help each Pathfinder strive for excellence and refocus them on following the Pathfinder Law at every event attended and in their daily life. The point system teaches Pathfinders responsibility, encourages active participation, and promotes accountability within the Club. Someday our Pathfinders will have a job where they are expected to arrive on time, wear proper clothing, and behave in an acceptable manner. The points system is just another tool we use to prepare young people for life situations. Point totals will be used to determine which Pathfinders are in good standing and eligible to attend non-meeting events. Points will be recorded at all weekly meetings plus special events/activities.

<b>Pathfinder Law Category</b>	<b>Earn a point by:</b>
Keep the <b>M</b> orning Watch	Participating In or Leading Out in Church Service or Club Worship, or Report Personal Devotions
Do my <b>H</b> onest Part	Helping Without Being Asked, Completing Assigned Tasks
Care for my <b>B</b> ody	Being Neat, Clean, Safe, & in Proper Uniform
Keep a <b>L</b> evel Eye	Making Good Decisions, Listening, Following Directions
Be <b>C</b> ourteous and Obedient	Treating Others With Respect, Arriving on Time
<b>W</b> alk Softly in the Sanctuary	Being Quiet, Attentive, and Reverent during Worship Times
Keep a <b>S</b> ong in my Heart	Having a Good Attitude
Go on <b>G</b> od's Errands	Participating in a Service/Mission/Evangelism Projects, Live your Faith or Similar Activity

### Ideas for Live your Faith Activity Points

- Nursing home visits
- Volunteering for church community outreach events
- Scripture and prayer for Sabbath School or church
- Doing chores for the elderly, shut-ins, handicapped, etc.
- Handing out literature
- Bringing a nonmember to church or Pathfinders
- Visit someone who cannot make it to church, or sending a card

Live your Faith activities must be reported to your unit counselor to earn **one point**.

### Absence

If the Pathfinder is sick or a family emergency arises, the Pathfinder can still earn the “Be Courteous & Obedient” point by notifying the staff *before* the event. *Prioritizing the activities in one’s life and making choices about what to attend is a real-life skill.* If the Pathfinder or their family chooses to do something else instead of attending meetings or events, then they are learning how and where to prioritize activities. As a courtesy, please, if a Pathfinder cannot make a meeting or event, let a staff member know. It is not fair to the staff and the other Pathfinders if you often skip, or are always arriving late to the meeting. **Remember that generous people are donating their time to the Pathfinders (including the Club staff, who are all volunteers) and we expect good behavior and participation from parents as much as from the Pathfinders.**

### Conduct

Inappropriate conduct, non-participation, and/or negative attitude may result in earning zero points at that event. Non-participation includes song service, Investiture Achievement classwork, Honors, Drilling and Marching, and whatever else the Club does.

## PATHFINDER INVESTITURE ACHIEVEMENT CLASS LEVELS

There are six standard ranks (known as "Class Levels") a Pathfinder can hold, each of which is awarded upon the completion of specific classwork requirements. The ranks are Friend, Companion, Explorer, Ranger, Voyager, and Guide. These levels are designed to be completed in one year each, but need not be awarded sequentially. The class levels are:

<b>Standard Classes</b>	<b>Advanced Classes</b>	<b>Minimum Grade/Age</b>	<b>Class Color</b>
Friend	Trail Friend	5th Grade or age 10	Blue
Companion	Trail Companion	6th Grade or age 11	Red
Explorer	Wilderness Explorer	7th Grade or age 12	Green
Ranger	Wilderness Ranger	8th Grade or age 13	Silver
Voyager	Frontier Voyager	9th Grade or age 14	Burgundy
Guide	Frontier Guide	10th Grade or age 15	Yellow
Master Guide	N/A	16 and up	Gold
TLT (Teen Leadership Training)			

After the Pathfinder has finished the Guide level, they can decide whether or not they wish to continue on to the Master Guide program. The Master Guide program is more independent, requires additional effort and self interest than the other levels, and its requirements focus on witnessing and leadership more than individual skills. This class was designed to train youth leaders in the basic skills of youth ministry and leadership.

The Teen Leadership Training (TLT) program is designed to train and mentor youth in service and leadership skills. The TLT vision encompasses a core of youth fulfilling meaningful and responsible Pathfinder leadership positions in the Pathfinder Club and Conference/Union Pathfinder Club, supporting the mission of the SDA Church as they learn to give of themselves and to receive of others. TLT youth will experience acceptance, achievement, and responsibility in developing self-efficacy, self-respect, and identity through adult-teen mentoring in a “shared service experience” in developing a redemptive relationship with God. A Pathfinder may choose to participate in the TLT program once they begin the 9th grade. There is an application and three recommendation forms required for consideration. Additional field trips for training, teen events, and staff meeting participation are expected of TLTs, so parents should be aware of the additional commitments. The dates and information will be given to each eligible teen.

## PATHFINDER BIBLE EXPERIENCE



The Pathfinder Bible Experience is the Official North American Division Pathfinder Bible study program. Some affectionately call the program Bible Bowl.

Each year, teams of six Club members study a book of the Bible (alternating Old Testament and New Testament), memorizing large portions of God's word. The Pathfinders are tested over the assigned study books as well as the SDA Bible Commentary Introduction to each study book.

There are four levels of competition - Area, Conference, Union, and Division.

At each level, the teams scoring 90% or higher of the highest score at their testing site make 1st place and are invited to go on to the next level. The winning teams are extreme students of the Bible and in most cases memorize chapters and in some cases the entire book(s). Winning teams incorporate the Total Church Involvement approach. This means they have study coaches but also involve the church elders and other members of the local church to assist in making up sample tests, friendly competition with the elders to see who is the better student of the Bible, become involved in worships made up of talks from subject matter from the assigned study book(s). The students may also perform dramas depicting some of the Biblical stories from their assigned study book.

In April, finalist teams from across the Division participate in the final level of testing. The finals take place around the US, sometimes near NAD Headquarters. In 2023 the Division test was held in Tampa, FL. The tentative location for 2024 is Denver, CO.

Our church wants to give full support to our teams of Pathfinders that advance through the test levels. Teams that advance to the Division level have an added travel burden. Fundraising and sponsorship, with much prayer, are our mechanism for funding this event. Our club will do our best to send the Pathfinder team members and one coach to the Division level testing, within the funds that we have available to use.

In the 2023-2024 Pathfinder year, the assigned books are Joshua and Judges.

If you are interested in participating in PBE as a member of the Light Bearers Pathfinder Club, please sign up at registration or speak to a staff member for more information.

## **PATHFINDER ANNUAL AWARDS**

### **GOOD CONDUCT AWARD**

The Good Conduct Award is a special ribbon-pin which is worn on the uniform. Good Conduct Award pins will be awarded to each Pathfinder that meets the qualifications. These will be awarded at the annual Investiture Service.



To receive a Good Conduct Award, a Pathfinder must:

1. Be an active member for at least one year.
2. Have a complete class “A” uniform.
3. Have an excellent (90%+) record of faithful attendance.
4. Have a good conduct record consistent with the Pathfinder pledge and law.
5. Have a record of achievement and progress in Investiture Achievement/Pathfinder Classes, Investiture Achievement honors, and comparable activities.
6. Have been invested in one Investiture Achievement/Pathfinder Class prior to being awarded the Good Conduct Award.

### **PATHFINDER OF THE YEAR**

Must meet all Good Conduct Award criteria and have the highest points in the Club for your category, at the staff discretion. The staff may elect to award a teen and junior Pathfinder this award, or to give no awards at all, in any given year.

## OUTDOORS ACTIVITIES & SUPPLY LISTS

### Day Outings, Hiking, and Camping

(Checklists for Club Outings)

Outdoor activities are woven into the experience of the Pathfinder through many opportunities. These opportunities are as simple as afternoons outdoors doing Honors activities, afternoons out hiking, all the way to camping for several nights. Being outdoors is to be interacting with God's Creation, but we still need to prepare for it!

#### **DAY OUTING - HONORS AND MEETING ACTIVITIES**

1. For BOYS and GIRLS: Weather appropriate clothing meeting Pathfinder Dress Code guidelines (This includes rain and cold weather protection).
2. Comfortable socks
3. Hiking boots, or shoes with soles that grip the ground; sneakers.
4. Water bottle(s)
5. Sunscreen and/or insect repellent
6. Cap or Hat
7. Honors or meeting-related items
8. Optional: a backpack to carry all personal items

**HIKING - Extended walks/excursions into nature which can cover up to several miles distance and up several hours of time.** Events of this kind require better planning and gear:

#### **A. CLOTHING**

1. BOYS—pants and shirts suitable for hiking  
GIRLS—capris/pants and shirts;  
No shorts \*  
*\*The reason we do not allow shorts is for safety. To protect against exposure to ticks and other insects, brushing up against poisonous plants, and sun.*
2. Jacket, sweatshirt, or sweater as dictated by weather forecast
3. Poncho or raincoat for wet weather
4. Cap or Hat
5. Shoes - Your hiking shoes should be smooth inside and fit snugly in the heel but with plenty of room for the toes to wiggle, with #6 in mind
  - a. Hiking boots are preferred
  - b. Next best—leather oxfords or waffle stompers
  - c. Least desirable—tennis shoes. They cause blisters on long hikes.
6. Wear sock liners (thin tight fitting nylon or silk socks worn under socks), and have your outer socks be thicker wool or blended socks. **Sock liners greatly reduce blisters.**
7. Your clothes should have pockets to carry any small items desired listed below in the MISCELLANEOUS ITEMS LIST (next page).

#### **B. DAY PACK (suggested) with the following items**

1. Water - Canteens, water bottles, or water bladders (CamelBaks). Estimate 1 L water per 2 hours on the trail; if temperatures are going to be >90F, double the water needed to 1 L per hour.

2. Small flashlight, whistle, mirror
3. Rain gear/poncho
4. Insect repellent and sunscreen
5. Small First Aid kit (including some moleskin)
6. Walking Stick(s) (optional, but are generally recommended for many hikes)
7. Lunch/snacks
8. Any desired items in the MISCELLANEOUS ITEMS LIST below.

### **C. MISCELLANEOUS EQUIPMENT**

1. Bible
2. Notebook/journal and pen/pencil
3. Sewing kit (needles, thread, buttons, pins)
4. Short piece of strong string or rope (a short length is no more than 5-6 feet)
5. Chapstick
6. Small First-aid kit
7. Moleskin (for blistering spots on your feet)
8. Pocket knife (only if you know how to handle **properly - see below\***)
9. Binoculars (optional)
10. Magnifying glass (optional)
11. Compass (optional)
12. Watch (optional)
13. Camera (optional)
14. Other items as required by counselors for use in Investiture Achievement classwork

**\*proper usage of pocket knives is determined by your counselor. Improper usage will result in the pocket knife being confiscated until proper training is given, or for the remainder of the event if necessary.**

**CAMPING OUTINGS - These outings are trips to reside in tents. Duration can be an overnight trip, or it can be several days at a Camporee event. These will be planned well in advance. The Club may restrict personal luggage to what fits into a provided foot locker on specific campouts.**

**At camping events, the Pathfinder Club furnishes the following:**

1. TENTS - for the Pathfinders to sleep in
2. CAMP STOVES - for cooking
3. LANTERNS - for light at night
4. CANOPIES - for shelter during eating and inclement weather
5. TABLES - for eating and recreation
6. MESS KITS - for eating

**The FOLLOWING CATEGORIES are items YOU are responsible for:**

### **A. SLEEPING EQUIPMENT**

1. Sleeping bag and pillow
2. Sleeping bag liner (suggested, but not required)\*
3. Plastic air mattress (optional - but only a light self-inflating or mouth-inflatable kind)
4. A closable sack (“Stuff/Pack Sack”) to contain all the above. Waterproof is optional.

\*a sleeping bag liner is a lightweight synthetic or silk bag that can be put inside your sleeping bag. It makes your sleeping bag warmer on cold nights, and functions like a light sheet on warm nights.

## **B. CLOTHING**

1. Pathfinder Class A uniform — for Sabbath morning and inspection \* (see uniform section)
2. BOYS - pants and shirts for hiking and other outdoor activities  
GIRLS - capris and blouses for hiking and other outdoor activities - per dress code
3. Belt and buckle (as needed)
4. Undergarments
5. T-shirts
6. Socks
7. Shoes — suitable for outdoors and hiking
8. Poncho or raincoat - rain gear
9. Sweater/jackets/coats as weather conditions require
10. Sleepwear - pajamas

*\* Special outings only. You will be informed when a Class A uniform is to be required for camp dress.*

## **C. HYGIENE EQUIPMENT**

1. Towel
2. Wash cloth
3. Soap in container (such as plastic holder or baggie)
4. Comb/Brush
5. Shampoo/hair product
6. Small mirror (optional)
7. Toothbrush in container
8. Toothpaste
9. Toilet paper (optional, needed for those occasions where a bathroom is not available)

## **D. EATING EQUIPMENT**

1. Mess Kits are provided for the Pathfinder by the Club. They consist of:
  - a. Plate, bowl, and cup (plastic, metal, or silicone material)
  - b. Knife, spork (plastic or metal; plastic combo tools are inexpensive)
  - c. A mesh sack to contain and air dry the kit.

While the Club provides the kits, **the Pathfinder is responsible** for the cleaning and upkeep of the kit provided for them on the outing.

2. Canteen or water bottle (at least 500-750 mL volume)

## **E. MISCELLANEOUS EQUIPMENT - see C. MISCELLANEOUS EQUIPMENT list in the HIKING section on page 31.**

1. Camp chair - your personal chairs are strongly encouraged to be used.
2. Sleeping cot - if you want one, bring your personal sleeping cot. In colder weather campouts, a ground pad for insulation is essential.
3. Personal items like hammocks, insect nets, binoculars, *etc.*



## HONORS

A main part of Pathfinders, to encourage getting closer to God and building community, is to earn honors. Honors are similar to badges in boy scouts. Several honors are earned each year as part of the normal curriculum. Highly motivated individuals may earn additional honors on their own time. Ask any staff member for help accessing the official requirements for the honors that interest you most. Check out the new mobile app for browsing honor requirements at <https://pathfinderstrong.weebly.com/honor-app-new.html>

There are over 680 different honors grouped into the following categories:

Arts, Crafts & Hobbies Honors (>100)

Health and Science Honors (>30)

Household Arts Honors (>20)

Nature Honors (>130)

Outdoor Industries Honors (~15)

Spiritual Growth, Outreach, & Heritage Honors (including Community Service) (>90)

Recreation Honors (>120)

Vocational Honors (>75)

Regional Honors (>45)

A partial list is included here to inspire Pathfinders to take personal initiative as well as to encourage Pathfinders to talk to their staff about what they want to earn. A large poster in the Pathfinder room is available for the youth to reference. This list is constantly being updated with new honors. If you notice a missing subject, talk to the Club Director about creating an honor!

---

### Selected Honors List

#### **A**

Accounting, Advance Drilling and Marching, Adventurer for Christ, Agriculture, Airplane Modeling, Alive Bible, Amphibians, Animal Tracking, Archery, Auto Mechanics, Aviators

#### **B**

Backpacking, Baking, Barbering / Hairstyling, Basic Rescue, Basic Sewing, Basketry, Bats and Advanced Bats, Beekeeping, Bible Evangelism, Bird Pets, Birds, Biosafety, Block Printing, Blood and the Body's Defenses, Bones and Muscle Movement, Bookbinding, Bookkeeping, Brain and Behavior, Bread Dough, Biochemistry, Bubbles, Bully Prevention I & II

#### **C**

Cacti, Cake Decorating, Campcraft, Camping Skills 1, Camping Skills 2, Camping Skills 3, Camping Skills 4, Candle Making, Canoeing, Carpentry, Cats, Cattle Husbandry, Caving, Ceramics, Chemistry, Childcare (babysitting), Christian Citizenship, Christian Drama, Christian Grooming & Manners, Christian Sales, Christian Storytelling, Climate Science, Communications, Community Water Safety, Basic and Advanced Computers, Cooking, Counted Cross Stitch, CPR, Crocheting, Cultural Diversity Appreciation, Currency, Cycling

## **D-E**

Dairying, Decoupage, Digestion, Dog Care and Training, Dogs, Drawing and Painting, Dressmaking, Drill and Marching, Drumming & Percussion and Advanced, Digital Photography, Duct Tape, Dutch Oven Cooking, Dunes, Ecology, Edible Wild Plants, Electricity, Environmental Conservation, Endangered Species, Engineering, Eucalypts

## **F**

Family Life, Felt Craft, Ferns, Fire Building & Camp Cookery, First Aid, Basic, First Aid, Standard, Fishes, Flower Arrangement, Flower Culture, Flowers, Folk Art, Food Canning, Food Drying, Food Freezing, Fossils, Fruit Growing, Fungi

## **G**

Gardening, Geocaching, Genealogy, Geology, Gift Wrapping, Glasscraft, Glass Painting, Goat Husbandry, God's Messenger, Grasses, Guitar

## **H**

Health and Healing, Herbs, Heredity, Hiking, Home Nursing, Horse Husbandry, Horsemanship, Housekeeping, House Painting-exterior, House Painting-interior, House Plants, Human Sexuality, Historical Heritage, Hymns

## **I-L**

Insects, Internet & Internet Advanced, Junior Witness, Junior Youth Leadership, Kites, Knitting, Knot Tying, Language Study, Laundering, Leathercraft, Lettering and Poster Making, Lichens, Liverworts, and Mosses, Livestock, Lighthouses and Advanced

## **M**

Macrame, Mammals, Maple Sugar, Marine Algae, Marine Invertebrates, Marine Mammals, Masonry, Metalcraft, Microscopic Life, Model Boats, Model Cars, Model Railroading, Model Rocketry, Moths and Butterflies, Music

## **N-O**

Navigation, Needlecraft, Nutrition, Optics, Orchids, Orienteering, Origami, Outdoor Leadership

## **P**

Paperhanging, Paper Quilling & Paper Quilling Advanced, Personal Evangelism, Photography, Physical Fitness, Physics, Pigeon Raising, Pioneering, Plaster Craft, Plastic Canvas & Plastic Canvas Advanced, Plastics, Plumbing, Pottery, Poultry, Poultry Raising, Printing

## **Q-R**

Quilting, Radio, Radio Electronics, Red Alert, Reptiles, Rocks and Minerals, Rowing

## **S**

Sailing, Scrapbooking and Advanced, Sanctuary, Sand, Scuba, Sculpturing, Seeds, Sheep Husbandry, Shells, Shoe Repair, Shorthand, Silkscreen Printing, Skin Diving, Slow-Pitch Softball, Small Engines, Small Fruit Growing, Small Mammal Pets, Snowshoeing, Soapcraft, Soils, Spiders, Springboard Diving, Stamps, Stars, Stewardship, String Art, Swimming Beginners, Swimming Intermediate, Swimming

## **T-V**

Tailoring, Teaching, Temperance, Textile Painting, Tie-Dye, Track and Field, Trees, Tumbling and Balancing, Typewriting, Viruses

## **W-Z**

Wakeboarding, Waterskiing, Weather, Weaving, Welding, Whistles and Advanced, Wilderness Leadership, Wilderness Living, Windsurfing, Winter Camping, Wood Carving, Wood Handicraft, Woodworking Worms & Worms Advanced

## **East Africa Division Honors**

Africa Lore, Antelopes, Paper Mache, Thatching

## **Euro Africa Division Honors**

Childcare

## **North American Division Honors**

Basketball, Braiding, Copper Enameling, Glass Etching, Indian Lore, Lapidary, Mountain Biking, Pinewood Derby, Power Boating, Skiing Cross Country, Soccer

## **South Pacific Division Honors**

Aboriginal Lore, Abseiling, Bible Marking, Cetaceans, Eucalypts, Herbs, Kayaking, Maori Lore, Marsupials, Music Beginners, Music, Parrots and Cockatoos, Puppetry, Skateboarding, Triathlon, Upholstery, Video, Wattles

## **South Pacific Division/Island Honors**

Canoe Building, Cultural Food Preparation, Cultural Heritage, Island Fishing, Mat Making, Native Bush Construction, Palm Trees, Subsistence Farming, Tapa Cloths, Tree Climbing

## **Regional Honors**

Abraham & Sand Art, Daniel and Drama, Esther and Gourmet Cooking, Jonah & Paper Maché, Joseph Tie-Dying, Noah and Balloon Animals, Home Maintenance, Creation, Crystals, Hurricanes, Manatees, Natural Disasters, Tides, Space Exploration, Volcanoes, High Ropes, Crime Prevention, Disability Awareness, State Study, Sketching, Jamestown, Louisiana Purchase

# Light Bearers Pathfinder Club

## Visitor Waiver

I, \_\_\_\_\_ (*parent/guardian first and last name*), as  
\_\_\_\_\_ (*relationship to child*) hereby give my permission for  
\_\_\_\_\_ (*child first and last name*) to attend the Pathfinder event occurring  
\_\_\_\_\_ (*today's date*).

GUARDIAN contact information \_\_\_\_\_  
(person that brought child to Pathfinders) (cell phone preferred)

Name(s) of child's PARENT(s) \_\_\_\_\_  
(if different from above)

Child home address \_\_\_\_\_  
(in case of emergency) (Street address)

\_\_\_\_\_  
(City, State)

PARENT contact information \_\_\_\_\_  
(cell phone & work phone if at work during event)

I consent for the above named child to be transported to, from, and during the above stated activity by the Light Bearers Pathfinder Club staff.

I give my consent in the event that during this event any injury should come to the child named above the group leaders may seek proper medical assistance and that necessary life saving measures may be given by qualified medical personnel for such injury. In the event of an emergency, I give the Club staff permission to seek emergency medical treatment.

\_\_\_\_\_  
(relevant health info: allergies, etc.)

\_\_\_\_\_  
(optional: insurance)

I, or the person designated below, will be present to pick up my child upon conclusion of the Pathfinder event. I am aware of when I should pick them up, and I have asked for any staff/venue contact information I need in the interim. If a parent or guardian is not present at the event's conclusion and cannot be reached, I am willing to go to the place that my child may be taken for their safety in my absence to pick them up.

Person(s) designated to pick up child, in addition to self \_\_\_\_\_

\_\_\_\_\_  
Signature of Parent/Guardian

\_\_\_\_\_  
Date

**\*\*Please make copies as needed. This form must accompany all non-registered Pathfinder visitors.  
A new form must be brought to every visit for each child.**

**RECEIPT AND ACKNOWLEDGMENT**  
OF  
**LIGHT BEARERS PATHFINDER HANDBOOK**

As the parent/guardian of Pathfinder \_\_\_\_\_,  
I have read the Light Bearers Pathfinder Handbook with my child(ren) and we fully understand the rules, regulations and guidelines as outlined. The policies listed in this handbook are drawn primarily from Biblical principles (and often scripture references are given), and secondarily from staff experience working in children’s ministries and within church leadership. I am aware that the Club staff reserve the right to adjust policies in the handbook to adapt to the changing needs and situations within the Club, and they will inform Pathfinder families in a timely manner.

I am also aware of the responsibility my child holds as a Pathfinder, the responsibilities of the Pathfinder Staff, and my responsibility as a parent/guardian. I agree to encourage my Pathfinder to take an active part in all Club meetings and functions, attend events to which parents are invited in support of my Pathfinder, and to assist Club leaders by serving as a helper when needed.

I understand that the participation of my child in the Pathfinder Club is “at will” and the Club or I may remove my child from the rolls of the Pathfinder Club at any time. I understand that this will not disqualify my child from future participation in Pathfinders although there may be a specified period of time for temporary disqualification should it be deemed appropriate. I agree that if I remove my child from the Pathfinder Club or my child is expelled by the Club I am not entitled to any reimbursement of funds paid for joining the Pathfinder Club.

\_\_\_\_\_  
Parent/Guardian Printed Name

\_\_\_\_\_  
Parent/Guardian Signature

\_\_\_\_\_  
Pathfinder Applicant Printed Name

\_\_\_\_\_  
Pathfinder Applicant Signature

\_\_\_\_\_  
Date

\*\*\*\*\*

A copy of this sheet must be turned in with the registration paperwork.

*Thank you!*

## REGISTRATION CHECKLIST

1. Forms - The following forms must be filled out, signed, and sent to staff as part of registration. The Medical Consent & Release forms must have original signatures.

\_\_\_ Pathfinder Application Form

\_\_\_ Receipt & Acknowledgement of Handbook

\_\_\_ Member Questionnaire

Google form: <https://forms.gle/wLU2MTKfKC9Dmx8G6>

\_\_\_ Parent/Guardian Questionnaire

Google form: <https://forms.gle/zDDUSjeet3XcjTgx8>

\_\_\_ TWO Medical Consent & Release Forms

*Two medical consent forms with an ORIGINAL SIGNATURE on each are required. It is recommended that you fill out everything except the signatures and temperature, then let us make copies before you sign one. Each time we are leaving for a trip, you can sign a copy of your filled out form.*

2. Financials

a. \_\_\_ Club dues paid or payment plan on file

3. Uniforms

a. \_\_\_ Field Uniform T-shirt

Name: list all family members that may participate      T-shirt size

_____	_____
_____	_____
_____	_____
_____	_____
_____	_____

b. \_\_\_ Measuring, Cost, & Ordering Class A uniform

4. International Camporee

a. \_\_\_ Info packet with commitment letter